



Contemporary Analysis
Work smart.

Bellevue School Bond Support

PREPARED BY

Nate Watson

Contemporary Analysis

11421 Davenport St.

Omaha, NE 68154

PREPARED BY

Andrew Northwall

NorthStar Campaign Systems

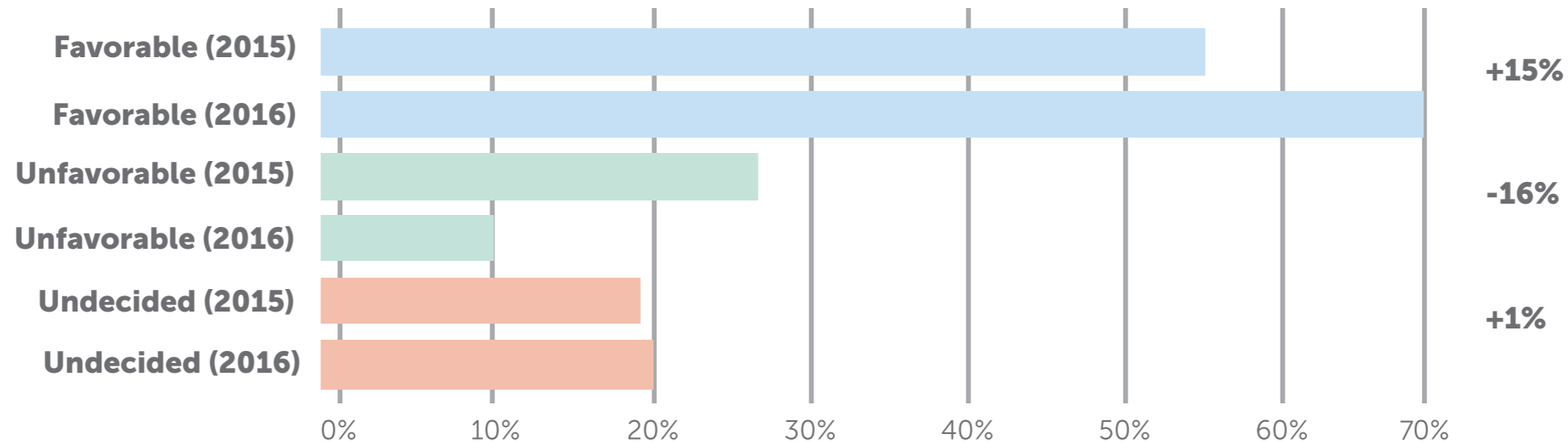
11421 Davenport Street

Omaha, NE 68154

Q1: Do you have a favorable or unfavorable opinion of the Bellevue Public School District?

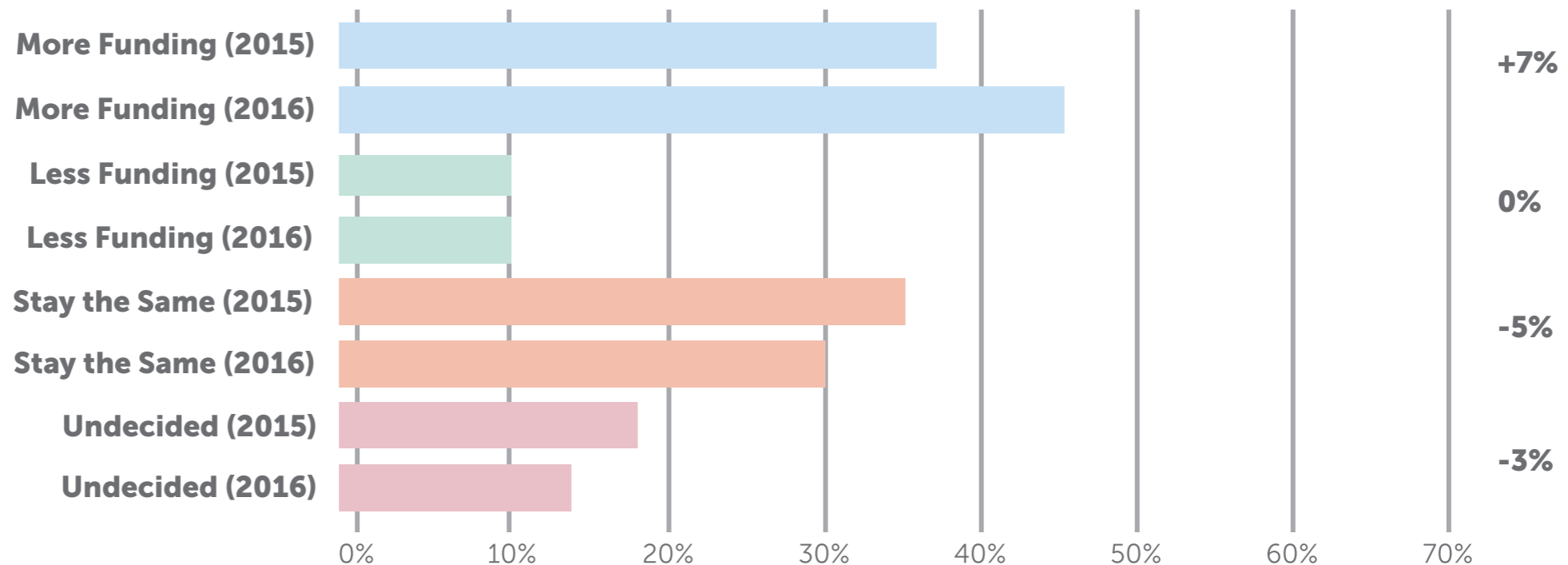
Nov-2015	Percent
Favorable	55%
Unfavorable	26%
Undecided	19%

April-2016	Percent
Favorable	70%
Unfavorable	10%
Undecided	20%



Q2: Do you believe that the Bellevue Public School District needs more funding, less funding, or that it should stay about the same?

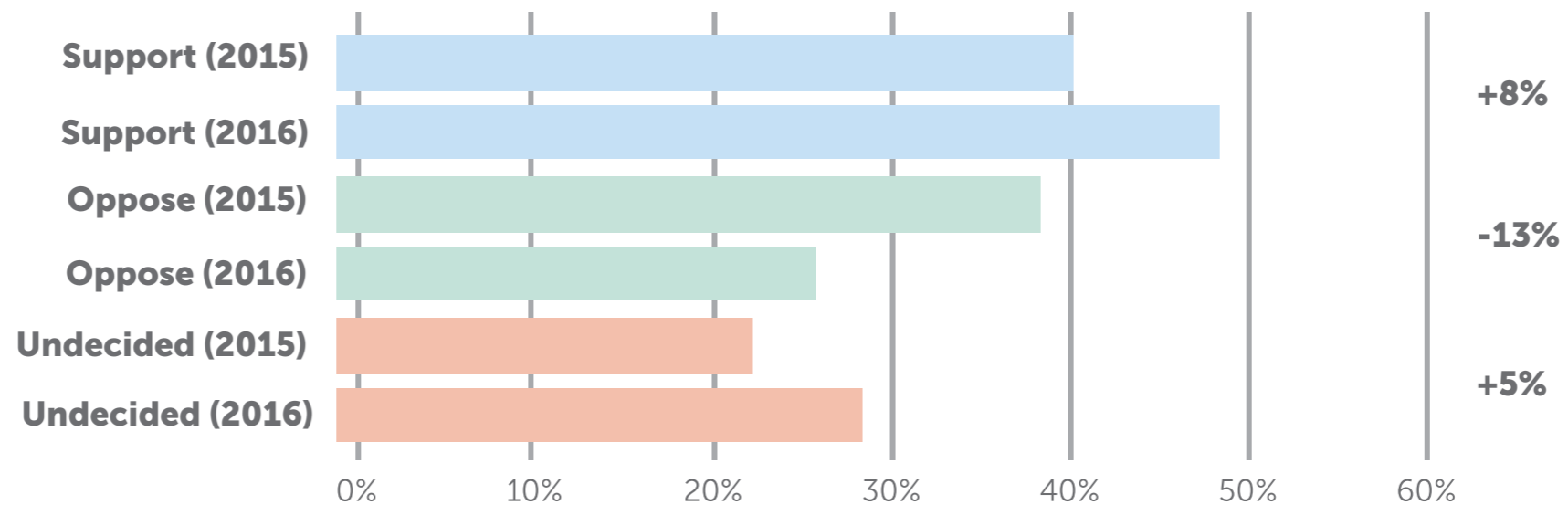
Nov-2015	Percent	April-2016	Percent
More Funding	38%	More Funding	45%
Less Funding	10%	Less Funding	10%
Stay the Same	35%	Stay the Same	30%
Undecided	17%	Undecided	14%



Q3: Would you support a bond issue for Bellevue Public School District?

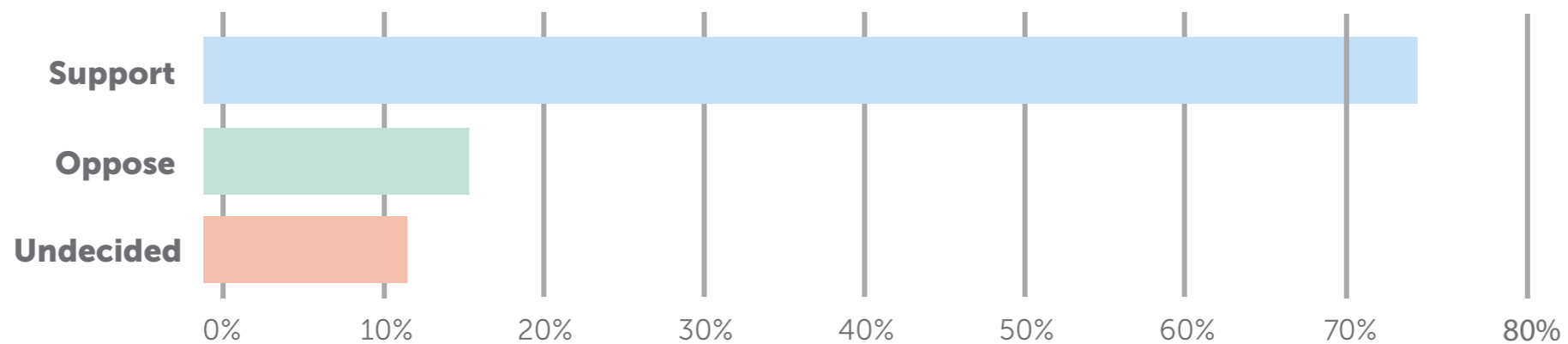
Nov-2015	Percent
Support	40%
Oppose	38%
Undecided	22%

April-2016	Percent
Support	48%
Oppose	25%
Undecided	27%



Q4: Would you still support a bond issue for Bellevue Public Schools if it meant that your taxes went up less than the cost of 3 nights out to a restaurant in a year?

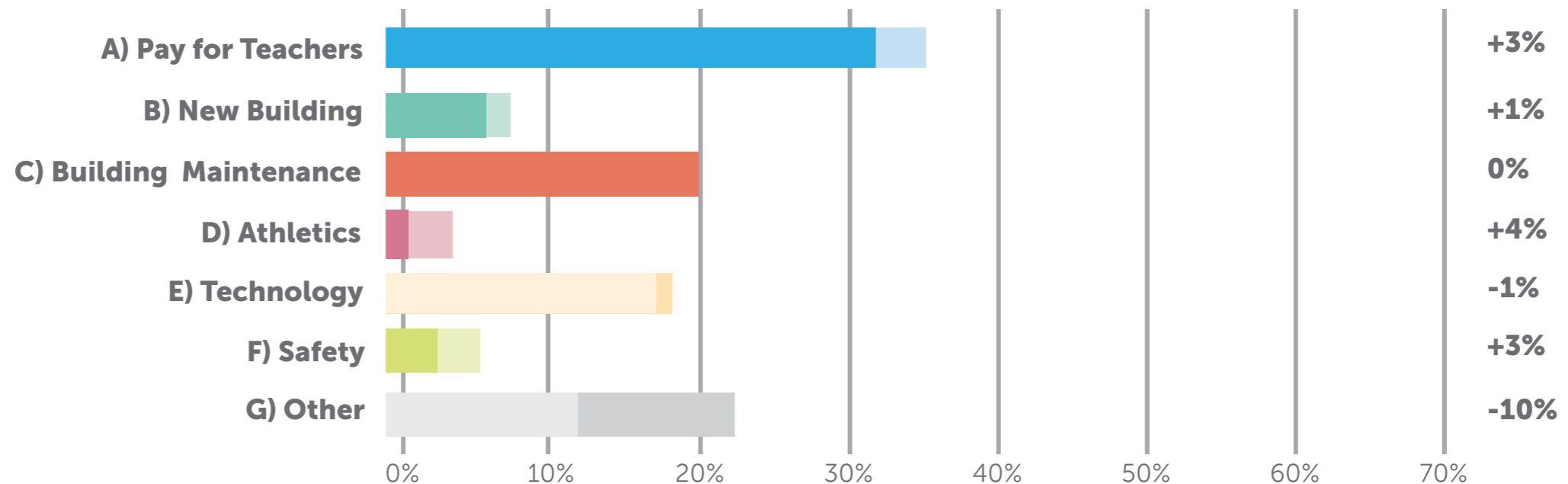
April-2016	Percent
Support	74%
Oppose	15%
Undecided	11%



Q5: What item would be the **MOST** important item to receive additional funding at Bellevue Public Schools?

	Nov-2015	Apr-2016
A) Pay for Teachers	32%	35%
B) New Building	6%	7%
C) Building Maintenance	20%	20%
D) Athletics	0%	4%

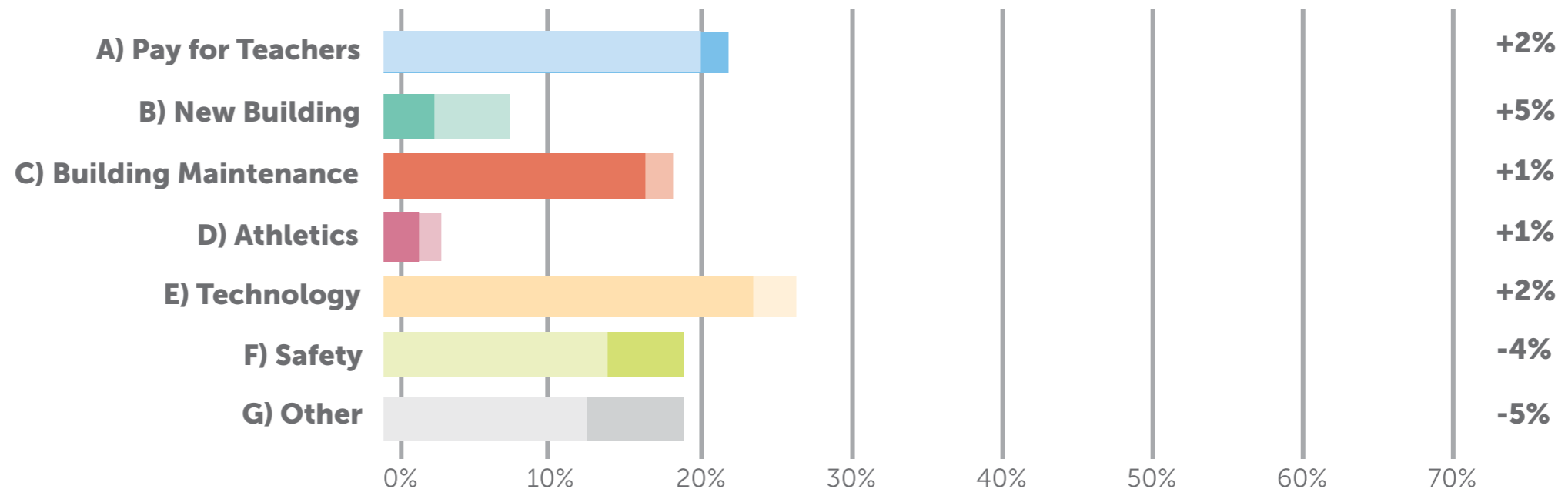
	Nov-2015	Apr-2016
E) Technology	18%	17%
F) Safety	2%	5%
G) Other	22%	12%



Q6: What item would be the **SECOND** most important item to receive additional funding at Bellevue Public Schools?

	Nov-2015	Apr-2016
A) Pay for Teachers	20%	22%
B) New Building	2%	7%
C) Building Maintenance	16%	17%
D) Athletics	2%	1%

	Nov-2015	Apr-2016
E) Technology	24%	26%
F) Safety	18%	14%
G) Other	18%	13%



Summary of key findings: Bellevue Public School District Support

- Support for a school bond is almost to 50% (48%). This is an increase of 8% since November 2016. Those who oppose are down 13% since November. All of the increase in support came from the oppose category.
- 3/4 (74%) of those surveyed said they would support a bond if it meant a tax increase of less than the cost of going out 3 times a year.
- Which items to spend money on largely remain unchanged from November to April. Most people would want the additional funding to be spent on Teacher Salaries as well as Building Maintenance and Technology.